


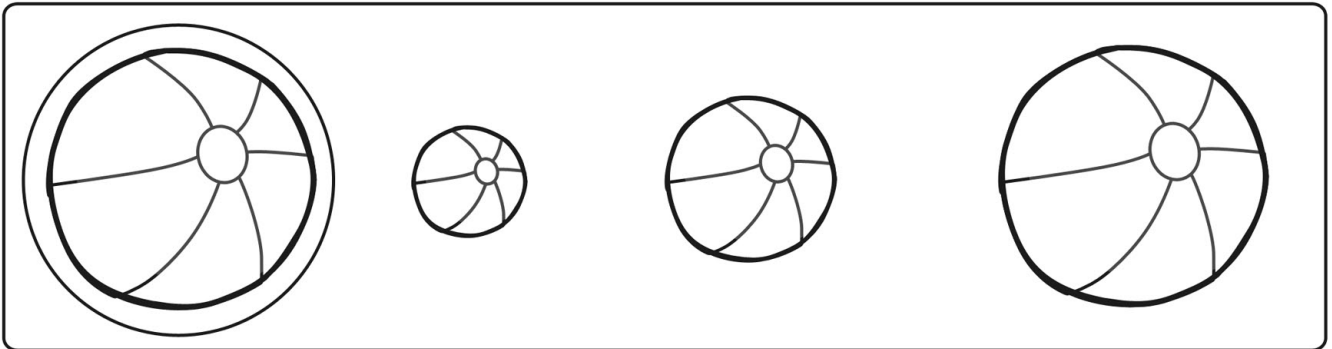



# Summer Themed Maths Activity Book



My Name is \_\_\_\_\_

# Summer Size Matching Activity

Circle the picture that is the same size as the first picture.









# Roll, add and colour!

## Instructions:

1. Roll two dice
2. Add the numbers together
3. Colour the answer!











## Two player:

Each player chooses a colour. The winner is the one with the most pictures in their colour at the end.



# Number Comparison Worksheet

Compare the numbers and write  $<$ ,  $>$  or  $=$  in the box.



Count how many people are....

























Queuing for ice cream

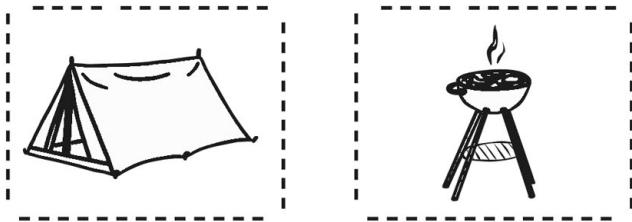
Sunbathing on the beach

Swimming in the sea

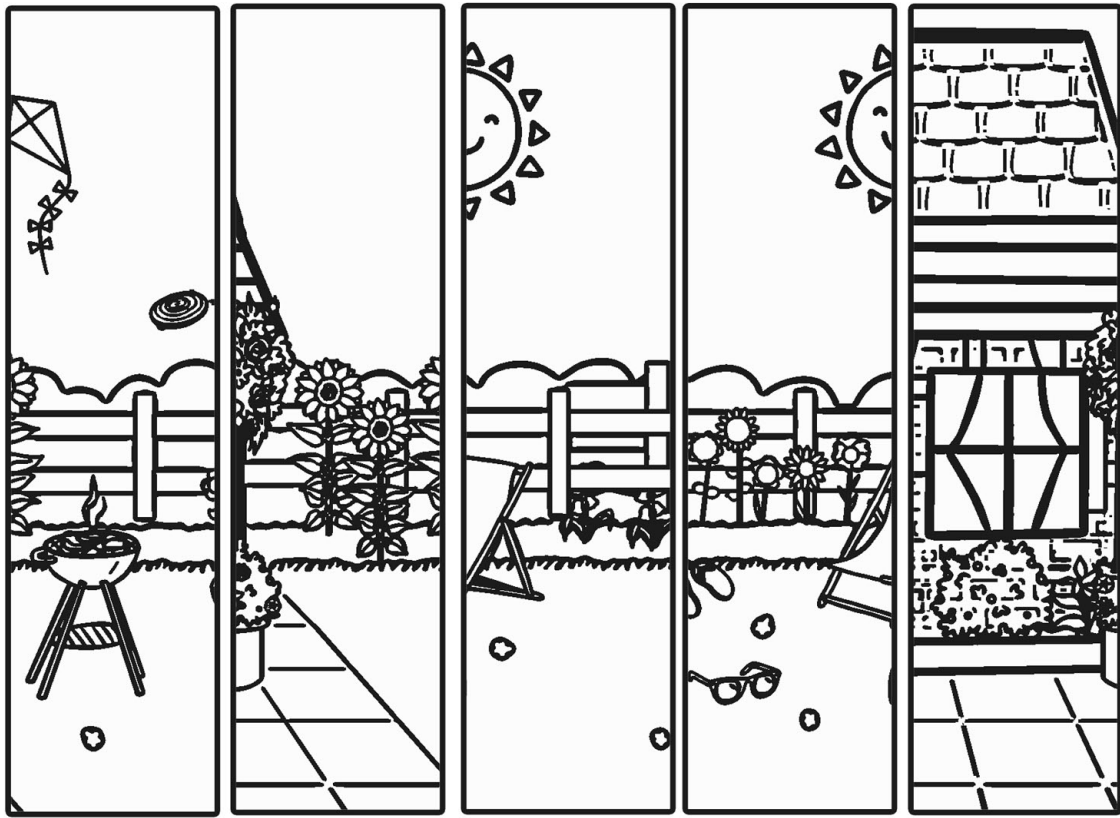

jogging along the beach

Cut and paste the pictures to complete the pattern.

|   |   |   |   |   |
|---|---|---|---|---|
|    |    |    |   |   |
|    |    |    |   |   |
|    |    |    |   |   |
|   |   |   |   |    |
|  |  |  |  |  |



Cut and paste the number tiles in the correct order.



3

2

5

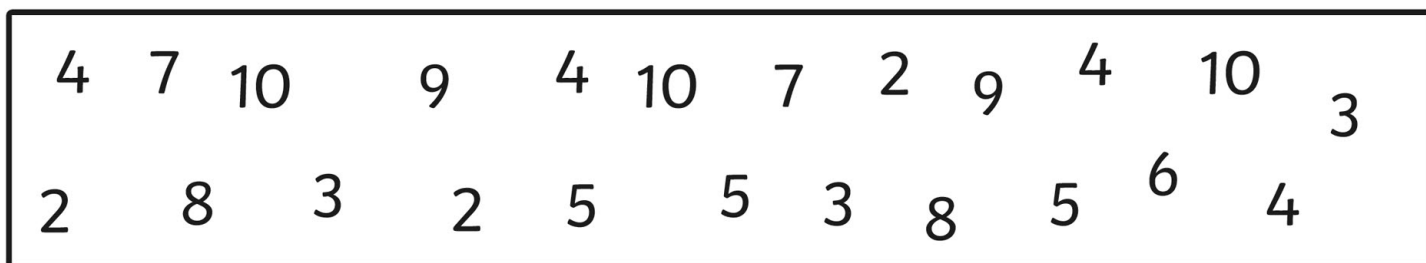
4

1


Trace the number 8.



Circle all the number 8s.



Colour in eight ice creams

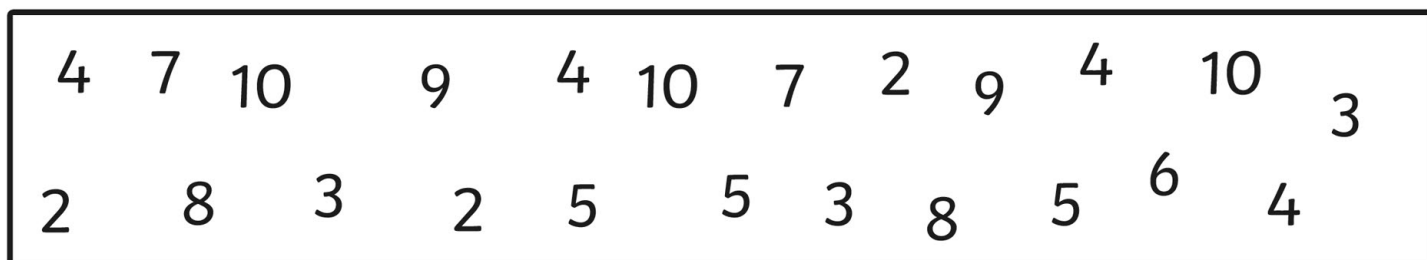




Trace the number 7.



Circle all the number 7s.

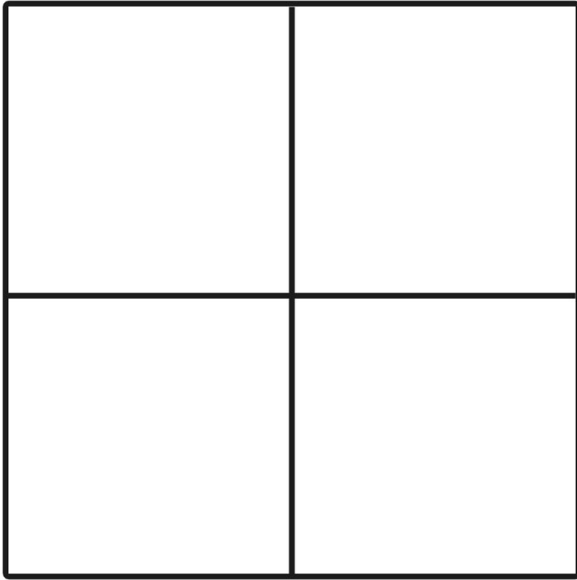


Colour in seven pairs of sunglasses.

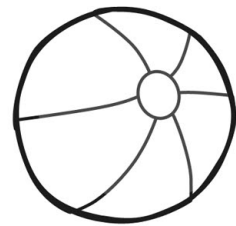

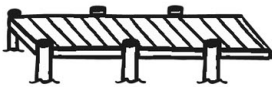
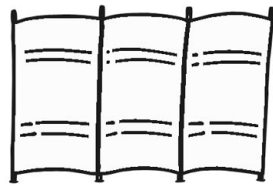
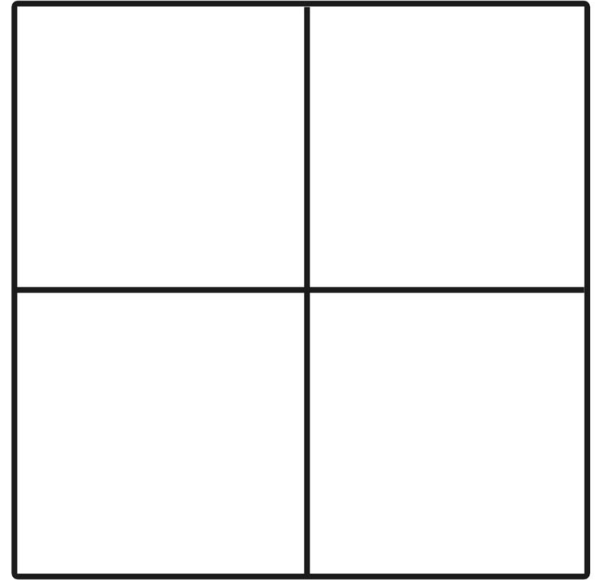


Cut and paste the summer images in the correct shape category.




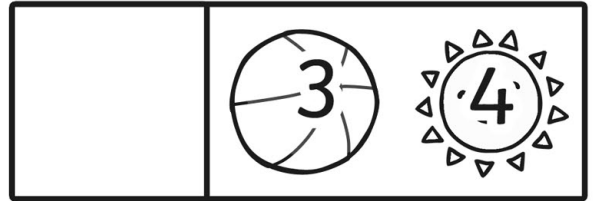
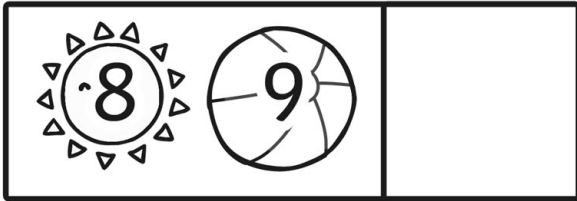


Round




Square/Rectangle




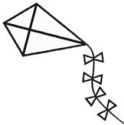



Cut and paste the missing numbers.



# Count and Graph



|   |  |  |  |  |  |
|---|---|---|--|---|---|
| 1 |   |   |  |   |   |
| 2 |   |   |  |   |   |
| 3 |   |   |  |   |   |
| 4 |   |   |  |   |   |
| 5 |   |   |  |   |   |